

ARTISAN
CUSTOM DOORWORKS



Beyond Elegance



Duet

SERIES OF FINE VINYL & STEEL CARRIAGE DOORS



DUET SERIES COLLECTIONS

The Duet Series brings together low maintenance materials, innovative construction techniques and fine detailing. Crafted using textured steel insulated panels and milled cellular vinyl boards, Duet is highly durable and moisture resistant. Our multi-step, Easy-Care finish adds extra protection and a rich luster for enhanced performance and minimal upkeep. Duet has countless design possibilities and plenty of great styling options that are sure to enhance a home's architectural charm.

Three Popular Carriage Door Designs

The Duet Series is available in Swing, Trifold, and Bifold designs to compliment many styles of homes.

Standard and Custom Sizes

Choose from 7ft, 8ft, and 9ft heights in both single and double wide configurations to fit new or existing openings, or specify a custom size.

Low Maintenance

Cellular vinyl trim boards resist moisture and decay, and come with Easy-Care finish for minimal upkeep. Galvanized steel panels have baked-on finish for durability.

Energy Efficient

Insulating properties of cellular vinyl face boards and steel foam core frame combine for calculated R-value of 7.8.

Easy-Care Finish

Multi-Step factory finish seals and protects while adding a rich, white luster for easy care and cleaning.

Three Colors For Steel Panels

Select from either white, sandtone, or almond steel panels to create a preferred color scheme.



DT-SW-16L-ZB Features swing look. Base panel color: sandtone. Optional



PANEL COLORS

Choose from three base panel colors.



Arctic White



Almond



Sandtone

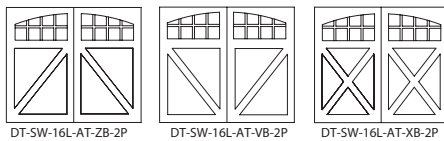
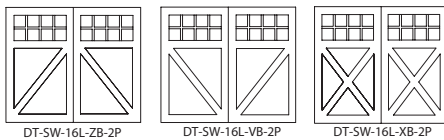
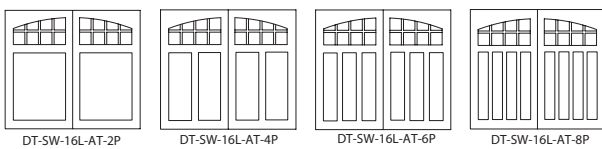
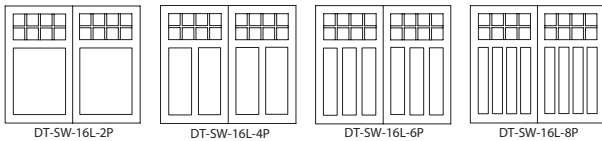


Decorative Hardware: Heart Style.



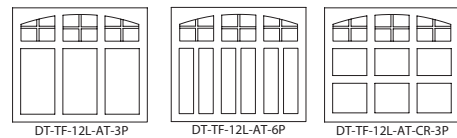
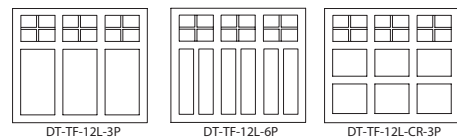
DUET SERIES DOOR GALLERY

SWING STYLE. 16 lites shown, others available.

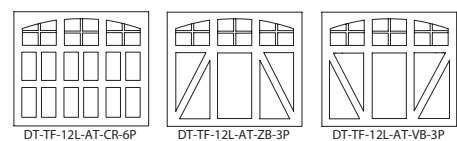
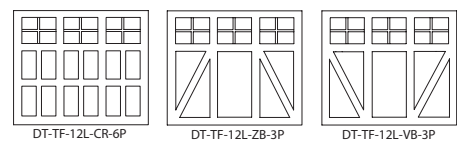
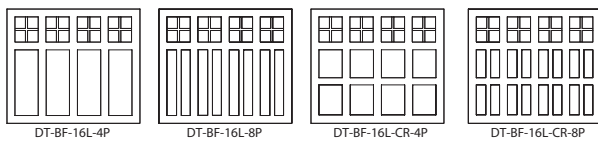


DT-TF-12L-3P Features trifold look. Base panel color: arctic white.

TRIFOLD STYLE. 12 lites shown, others available.



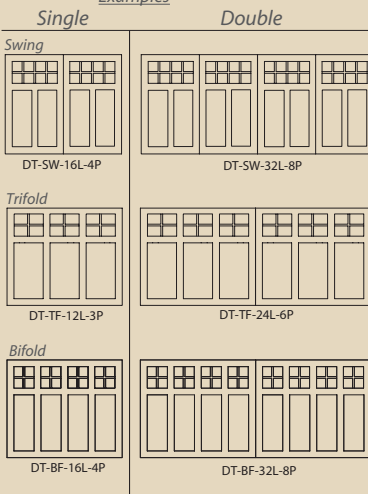
BIFOLD STYLE. 16 lites shown, others available.





DOOR TYPES & SIZES

Examples



Single Doors (to 12 ft)

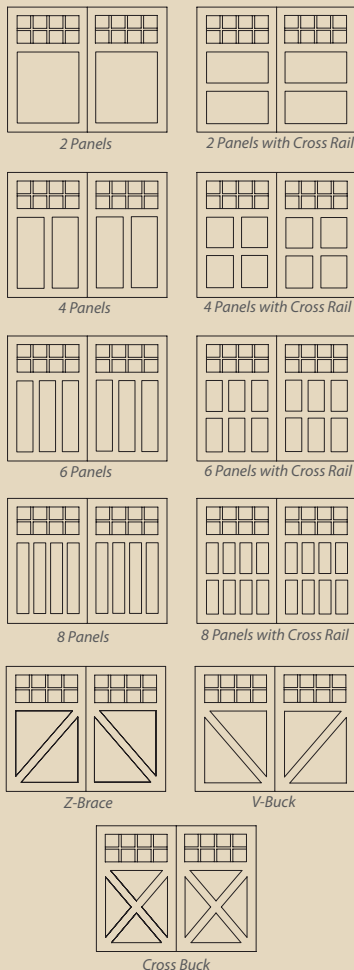
Style	No. of Panels Across
Swing	2, 4, 6, 8
Trifold	3, 6
Bifold	4, 8

Double Doors (>12 ft)

Style	No. of Panels Across
Swing	4, 8, 12, 16
Trifold	6, 12
Bifold	8, 16

PANEL & TRIM

OPTIONS (Shown in 16 lite Swing Styles)



WINDOW PATTERNS

Arches and solid tops also available.

Group A Swing Styles



Group B Trifold, Bifold Styles



Panel Colors:



*NOTE: COLORS SHOWN ARE AS CLOSE TO ACTUAL AS ALLOWED BY THE PRINTING PROCESS


ARTISAN DECORATIVE HARDWARE

Optional Artisan decorative hardware includes a collection of stunning strap hinges, pull handles and latches, all style-coordinated and hand-forged with a black powder coat finish. Available in two thicknesses: 1/4" and 3/16".

Strap Hinges: Straight or Arched




Latches



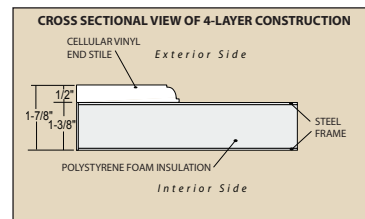
NOTE: LATCHES 1/4" THICKNESS ONLY

Pull Handles



DOOR SPECIFICATIONS & CONSTRUCTION

- Frame consists of 4-layer construction, 1-3/8" thick double-sided 24 gauge steel insulated flush frame with baked-on polyester paint finish, and 1/2" thick cellular vinyl overlay trim boards for overall thickness of 1-7/8".



- Cellular vinyl overlay trim boards are sealed and protected with the Artisan multi-step Easy-Care finish.
- All face boards have carriage-door-like sizing, 5-3/4", and are milled with profiled edges.
- Window grilles are 1-1/4" wide cellular vinyl with milled profiled edges.
- Top section height is 28". Three sections high for 7' high models. Four sections high on 8'.

REPAINTING

If desired, Duet can be field-painted with a high-quality latex paint, provided that the entire door is thoroughly sanded and free from dirt and debris. Dark paint colors create excessive heat gain from ultra violet rays. For warranty to remain in effect, do not use paint colors with a light reflective value (LRV) of less than 60.

GUARANTEED FOR QUALITY

Artisan has a 2-year limited warranty on each Duet door.



DT-BF-16L-CR-8P Features bifold look with cross rail. Base panel color: Arctic White

ARTISAN
CUSTOM DOORWORKS

www.artisandoorworks.com

975 Hemlock Road | Morgantown, Pennsylvania 19543 | 888.913.9170 | F: 610.913.6036

*Front Cover Photo: Duet Series DT-SW-16L-4P. Base Panel Color: Almond.
Optional Decorative Hardware: Bean Style*